

## Message from the School

Our students receive related services such as Speech and Language, Occupational and Physical Therapy, Vision, Orientation and Mobility, and Audiology. We offer aquatic therapy and medical and dental screening services. Our mission at River Terrace Education Campus is to promote the individual success of our students through diversified instruction, support services, integrated technology, collaboration, parental engagement, and community partnerships that empower all students to reach their full potential as global citizens.



📍 405 Anacostia Ave. NE, Washington, DC 20019  
 🏠 Ward 7  
 ☎️ (202) 442-7111

### School Instructional Hours

**Monday:** 07:45 AM - 02:15 PM  
**Tuesday:** 07:45 AM - 02:15 PM  
**Wednesday:** 07:45 AM - 02:15 PM  
**Thursday:** 07:45 AM - 02:15 PM  
**Friday:** 07:45 AM - 02:15 PM

**Total Students (2021-22 Ever-Enrolled):** 122

**Total Teachers:** 16

**Total School Leaders:** 6

**Grades Served:** 3, 4, 5, 6, 7, 8, 9, 10, 11, 12, Adult

**Principal:** Aimee Cepeda

**Title-I Status:** Yes

**Local Education Agency (LEA):** District of Columbia Public Schools

**School Uniforms Required:** No

**Bus Line(s):** X2, X3, U4

**Metro Line(s):** Not Provided

**Before Care Offered:** No

**After Care Offered:** Yes

- **Cost:** Free

## School Program Information

Blended Learning  
 Career and Technical Education  
 Extended day  
 Extended Year

## Parent Organization

**Parent Organization Offered:** Yes

**Parent Organization Contact:** Roanetta Mayes-Browne (roanetta.mayes-browne@k12.dc.gov )

**Parent Organization Website:**  
[www.dcps.dc.gov/page/parent-organizations](http://www.dcps.dc.gov/page/parent-organizations)

## Extracurricular & Enrichment Activities

Extended School Year  
 Summer Youth Employment Program  
 Special Olympics  
 After School Educational Program

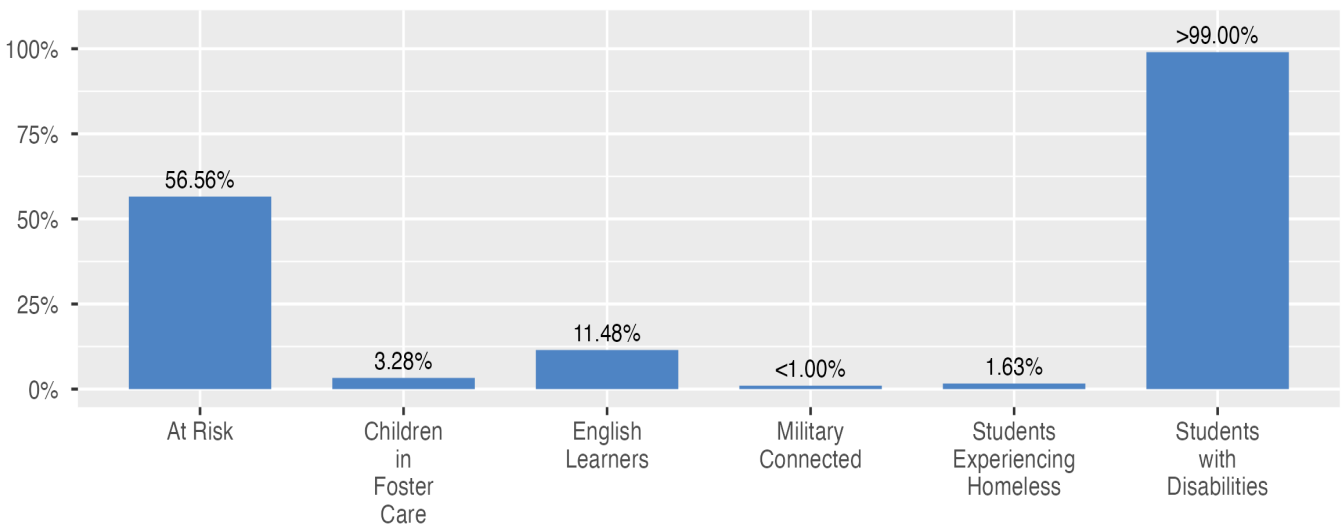
**School Enrollment**

The ever-enrolled count is the total number of students who are enrolled at any point during the school year; a student who attends a school for one day or 180 days is counted the same way. For this reason, the ever-enrolled count will always be larger than the audit count.

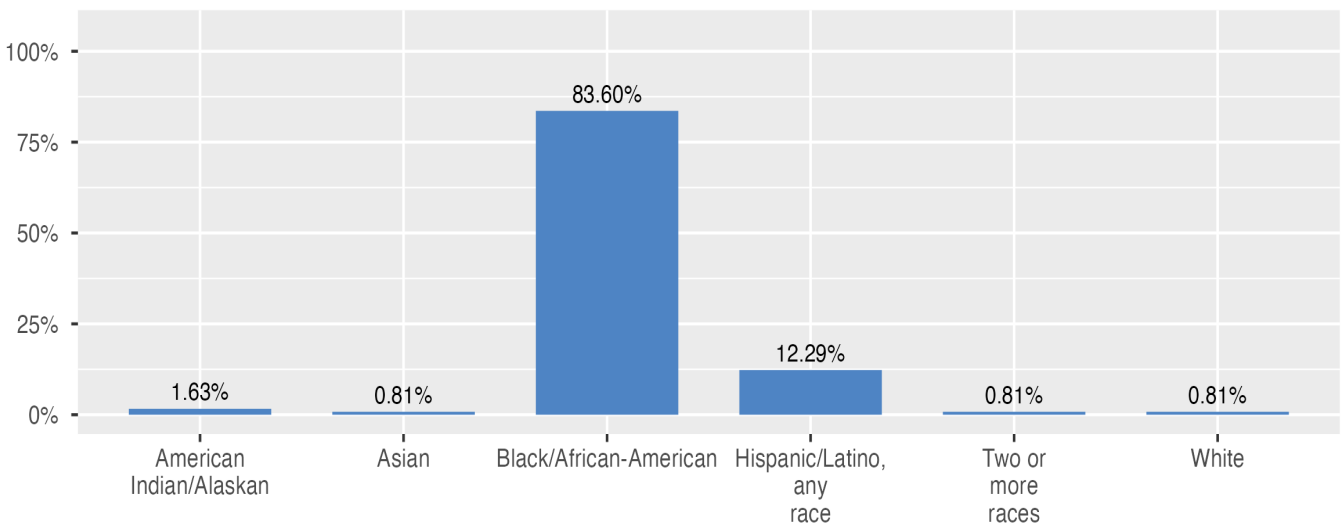
**2021-22 Ever-Enrolled by Grade Level**

Grade 03	Grade 05	Grade 06	Grade 07	Grade 08
4	1	5	7	3
Grade 09	Grade 10	Grade 11	Grade 12	
7	6	9	80	

**Enrollment by Student Group**

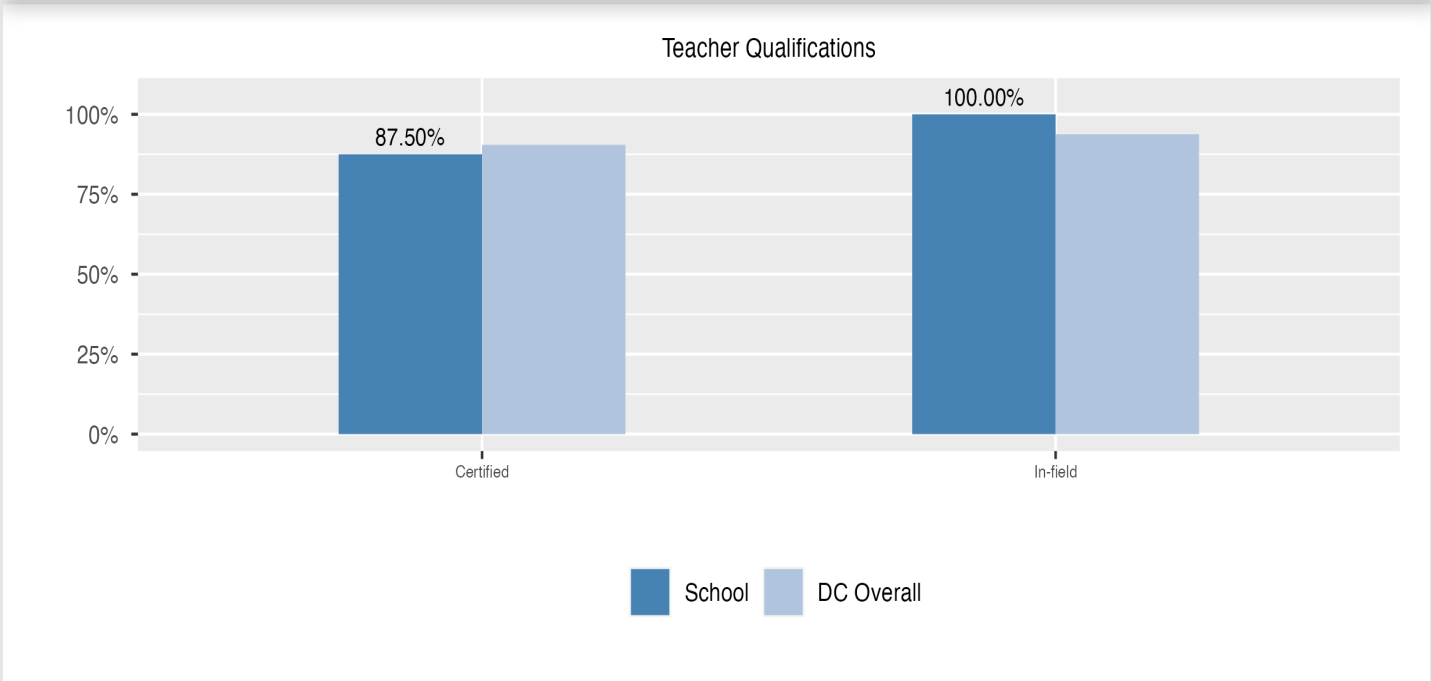
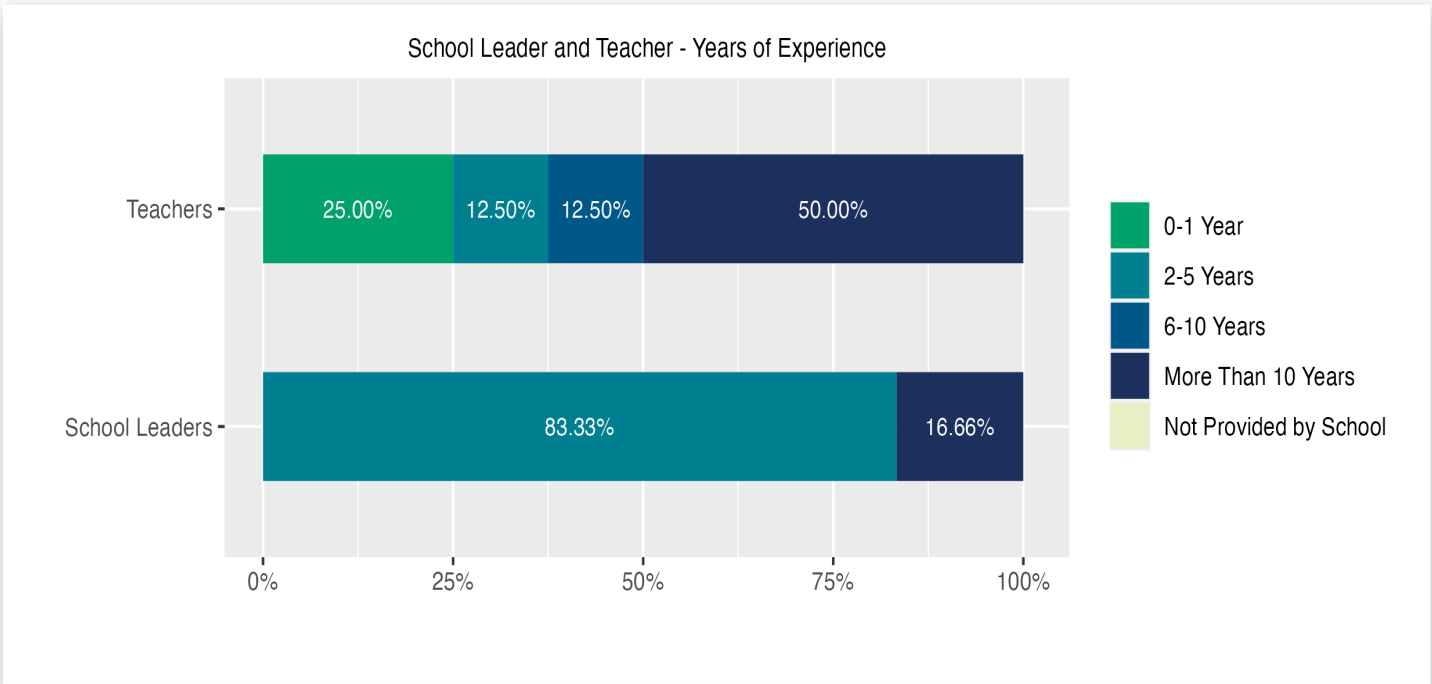


**Enrollment by Race/Ethnicity**



## Teacher and School Leader Data

This page includes information about teacher experience levels in DC Public Schools and public charter schools. For DC Public Schools, it also includes information about credentialed and in-field teachers.



## School Safety and Discipline

Information about discipline and school safety in DC, in accordance with the U.S. Department of Education’s Civil Rights Data collection, including suspensions and expulsions for students, school related arrests, reported incidents of violence, bullying, and harassment are available in the OSSE Discipline report and data files (<https://osse.dc.gov/page/data-and-reports-0>).

## Attendance

Review information on attendance below, including in-seat attendance for all students (there is a separate measure of attendance for pre-K students, since pre-K is not compulsory), and the percentage of students chronically absent, meaning that they miss at least 10% of the school days for which they are enrolled throughout the school year at the school.

